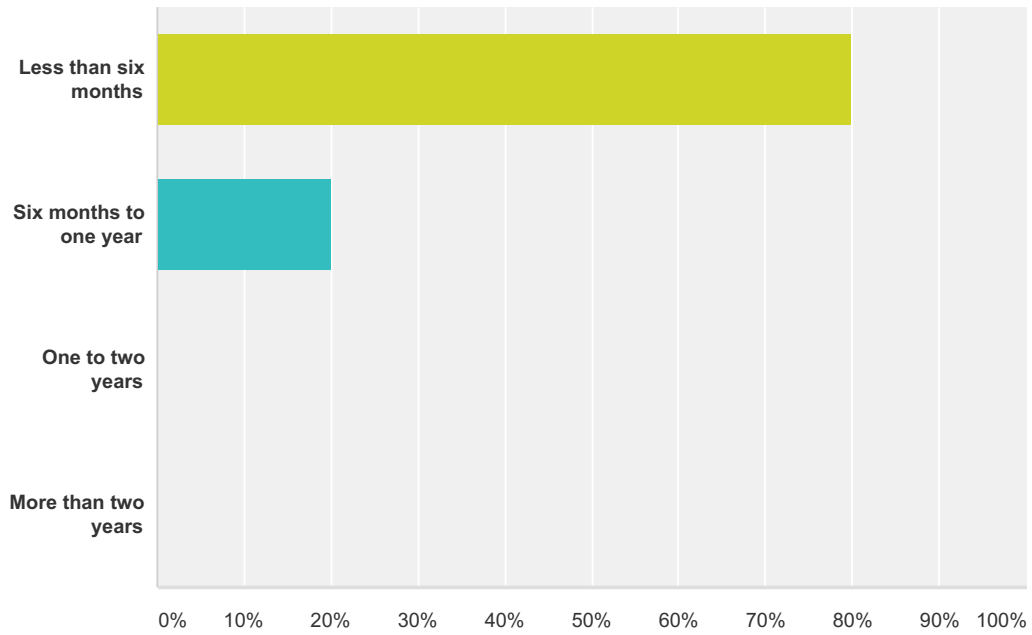


Counseling Survey (Non Residential Services)

Q1 I have been receiving counseling through Hoyleton for...

Answered: 5 Skipped: 0

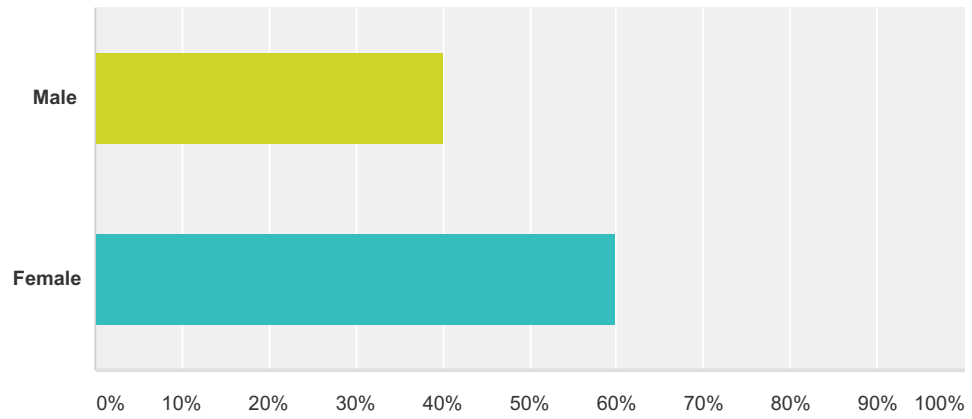


Answer Choices	Responses
Less than six months	80.00% 4
Six months to one year	20.00% 1
One to two years	0.00% 0
More than two years	0.00% 0
Total	5

Counseling Survey (Non Residential Services)

Q2 My gender is...

Answered: 5 Skipped: 0

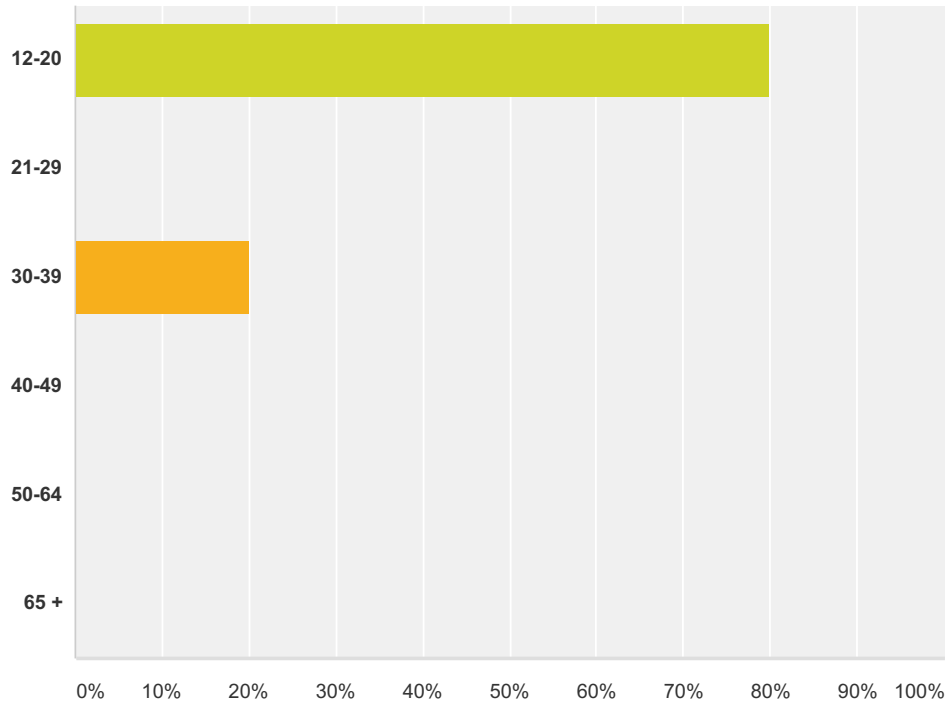


Answer Choices	Responses
Male	40.00% 2
Female	60.00% 3
Total	5

Counseling Survey (Non Residential Services)

Q3 My age is...

Answered: 5 Skipped: 0

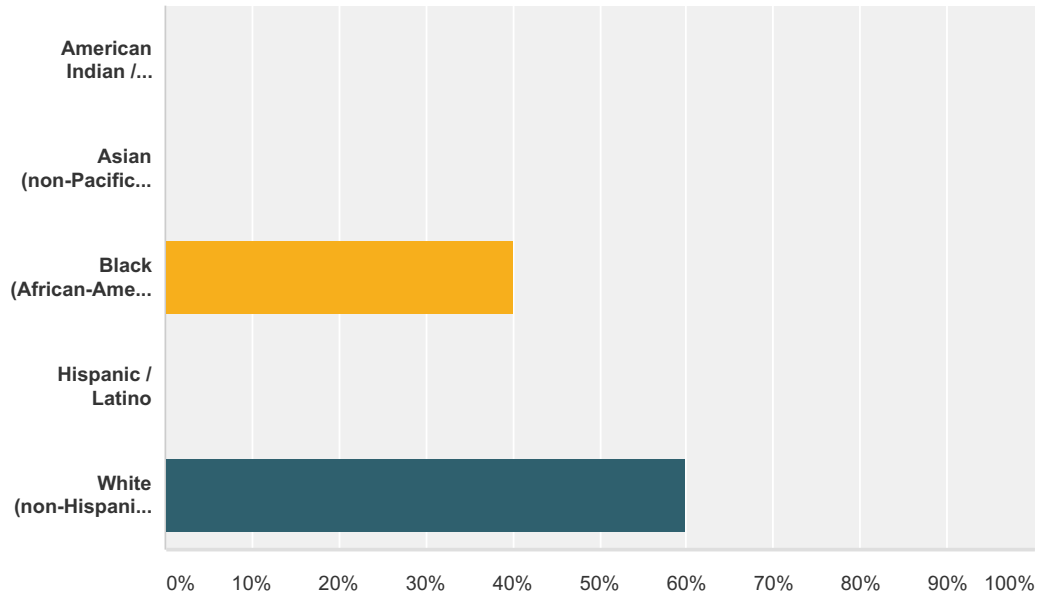


Answer Choices	Responses
12-20	80.00% 4
21-29	0.00% 0
30-39	20.00% 1
40-49	0.00% 0
50-64	0.00% 0
65 +	0.00% 0
Total	5

Counseling Survey (Non Residential Services)

Q4 My racial / ethnic background is ...

Answered: 5 Skipped: 0

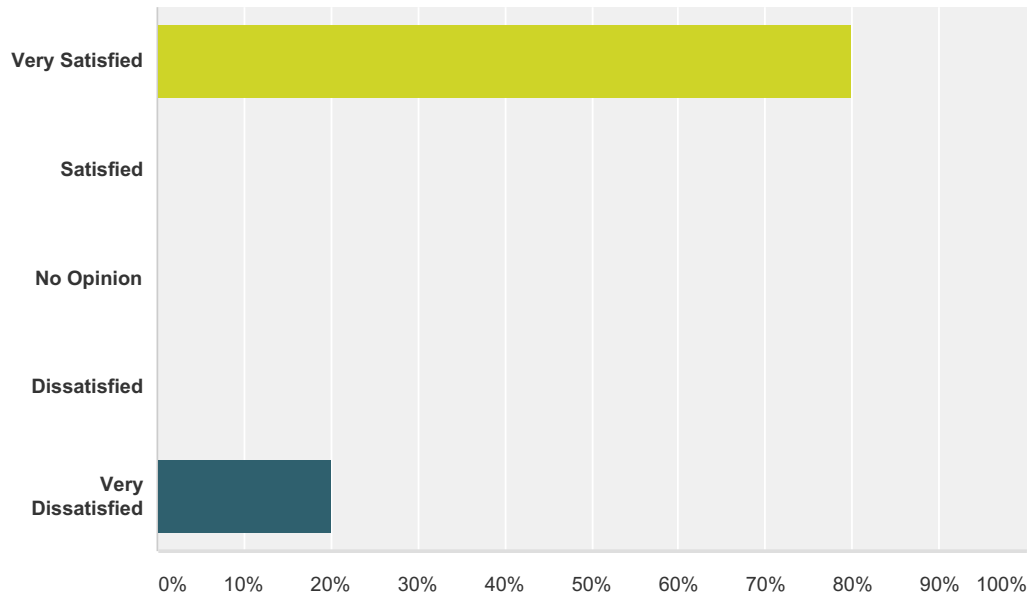


Answer Choices	Responses
American Indian / Alaskan Eskimo	0.00% 0
Asian (non-Pacific Islander)	0.00% 0
Black (African-American)	40.00% 2
Hispanic / Latino	0.00% 0
White (non-Hispanic / non-Latino)	60.00% 3
Total Respondents: 5	

Counseling Survey (Non Residential Services)

Q5 How satisfied are you with the respect and courtesy shown to you by staff?

Answered: 5 Skipped: 0

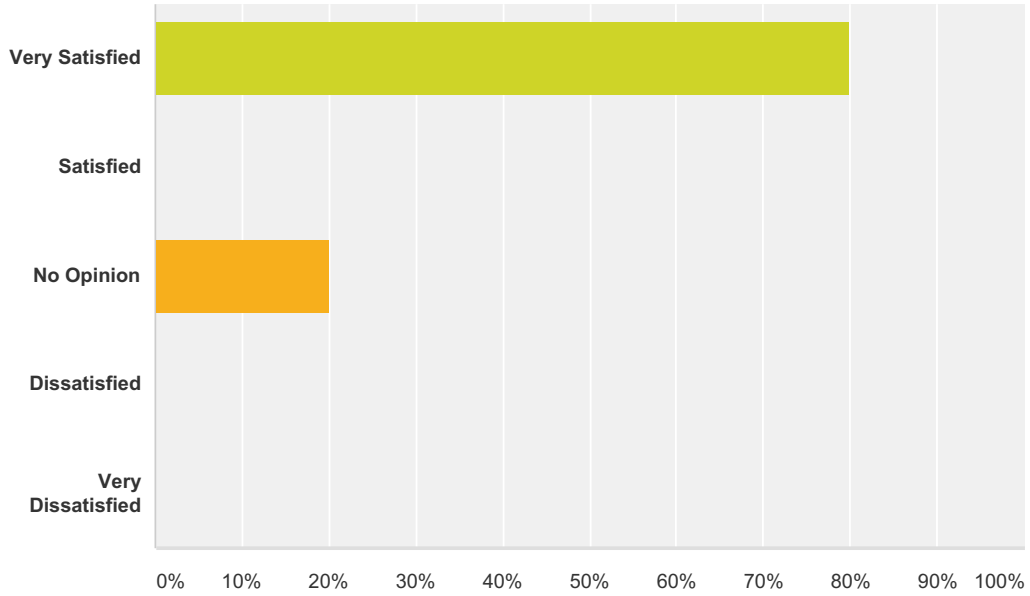


Answer Choices	Responses
Very Satisfied	80.00% 4
Satisfied	0.00% 0
No Opinion	0.00% 0
Dissatisfied	0.00% 0
Very Dissatisfied	20.00% 1
Total	5

Counseling Survey (Non Residential Services)

Q6 How satisfied are you with the convenience of the days of the week and times that our counseling services are available?

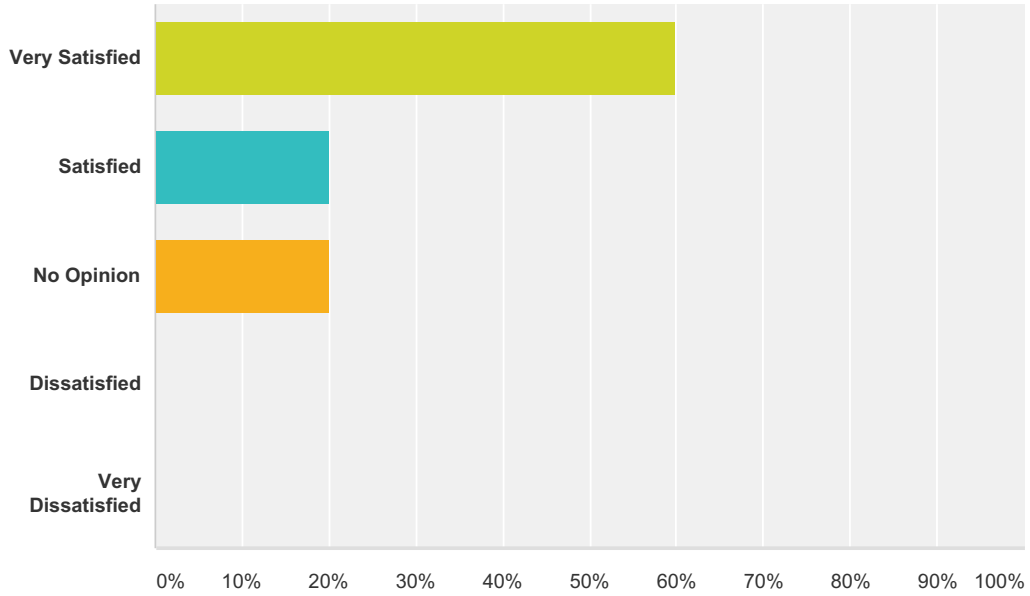
Answered: 5 Skipped: 0



Answer Choices	Responses	Count
Very Satisfied	80.00%	4
Satisfied	0.00%	0
No Opinion	20.00%	1
Dissatisfied	0.00%	0
Very Dissatisfied	0.00%	0
Total		5

Q7 How satisfied are you with the information you received about the counseling program and the timeliness of the first appointment?

Answered: 5 Skipped: 0

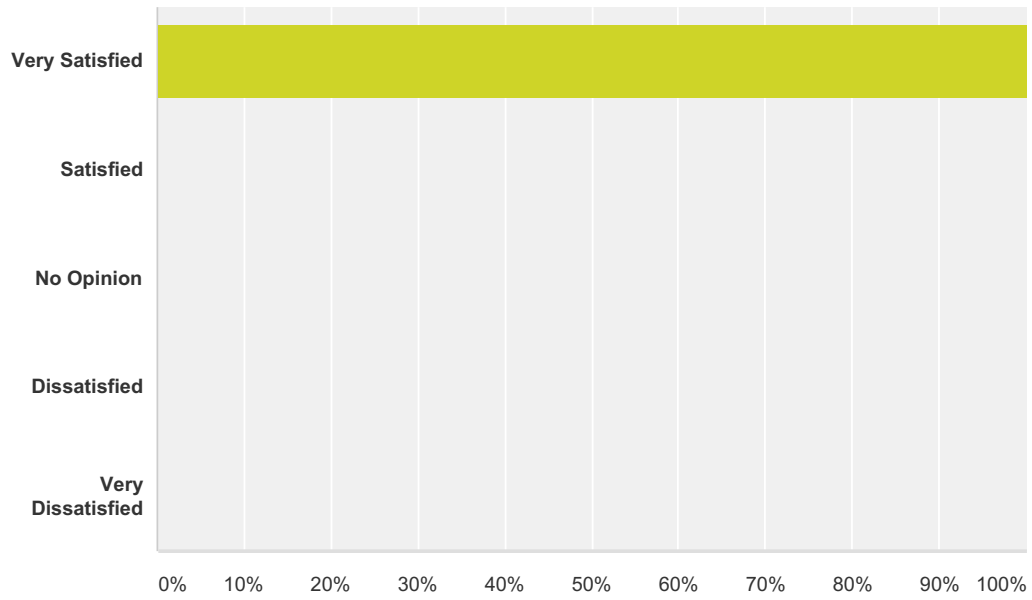


Answer Choices	Responses
Very Satisfied	60.00% 3
Satisfied	20.00% 1
No Opinion	20.00% 1
Dissatisfied	0.00% 0
Very Dissatisfied	0.00% 0
Total	5

Counseling Survey (Non Residential Services)

Q8 How satisfied are you with the convenience of the office location?

Answered: 5 Skipped: 0

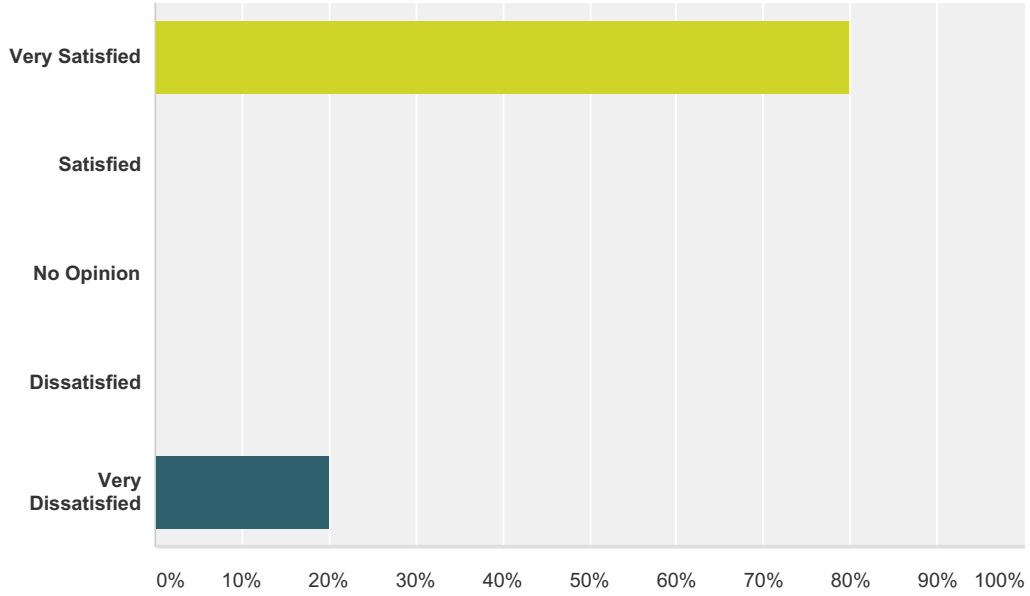


Answer Choices	Responses	Count
Very Satisfied	100.00%	5
Satisfied	0.00%	0
No Opinion	0.00%	0
Dissatisfied	0.00%	0
Very Dissatisfied	0.00%	0
Total		5

Counseling Survey (Non Residential Services)

Q9 How satisfied are you with the knowledge, skill and professionalism of staff?

Answered: 5 Skipped: 0

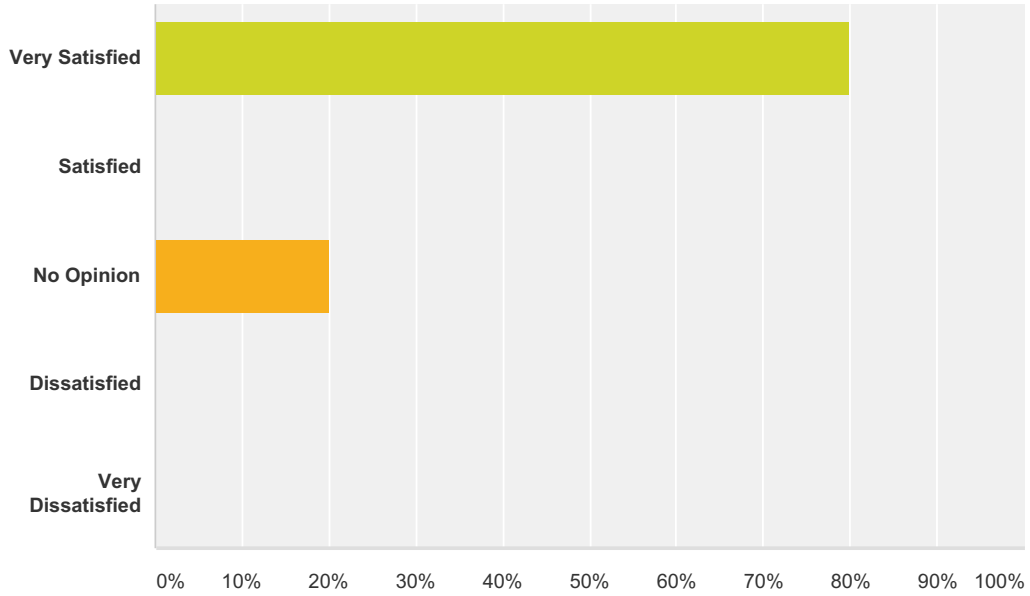


Answer Choices	Responses	Count
Very Satisfied	80.00%	4
Satisfied	0.00%	0
No Opinion	0.00%	0
Dissatisfied	0.00%	0
Very Dissatisfied	20.00%	1
Total		5

Counseling Survey (Non Residential Services)

Q10 How satisfied are you with the counselor's ability to help you feel comfortable discussing your issues or concerns?

Answered: 5 Skipped: 0

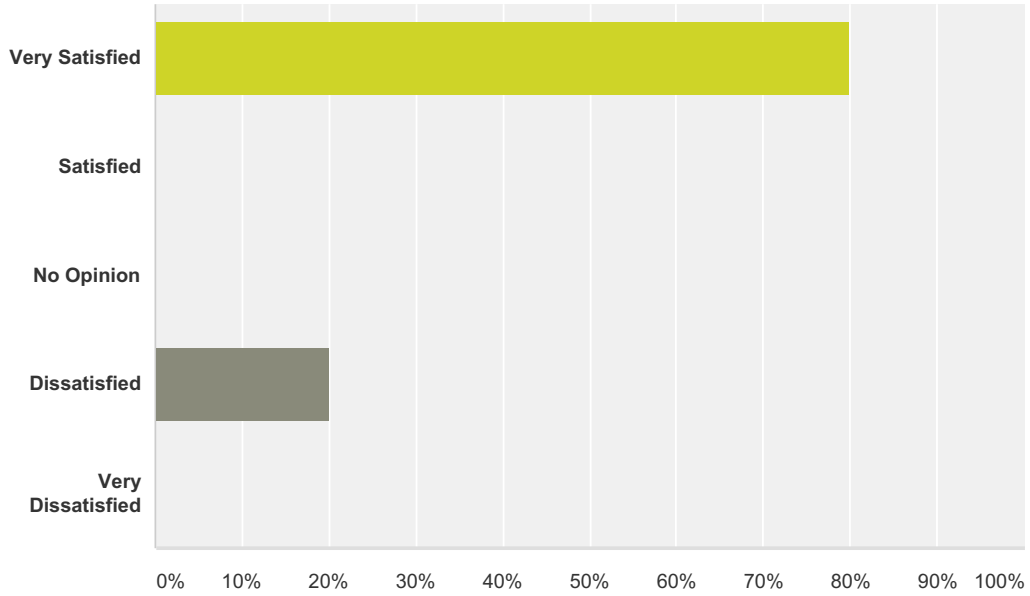


Answer Choices	Responses	Count
Very Satisfied	80.00%	4
Satisfied	0.00%	0
No Opinion	20.00%	1
Dissatisfied	0.00%	0
Very Dissatisfied	0.00%	0
Total		5

Counseling Survey (Non Residential Services)

Q11 How satisfied are you with the counselor's ability to provide help with the issues or concerns that brought you to our counseling program?

Answered: 5 Skipped: 0

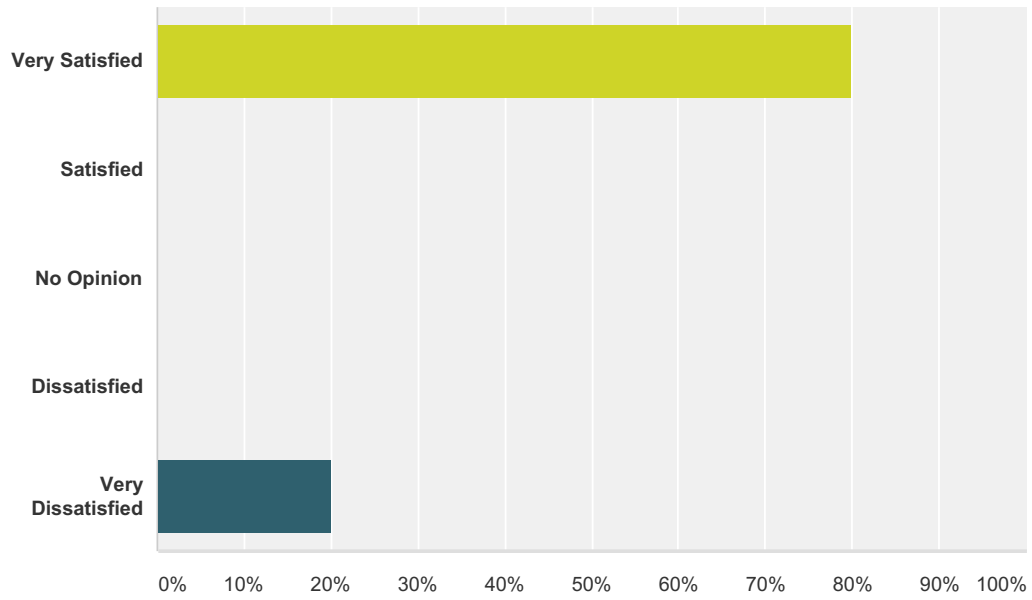


Answer Choices	Responses	Count
Very Satisfied	80.00%	4
Satisfied	0.00%	0
No Opinion	0.00%	0
Dissatisfied	20.00%	1
Very Dissatisfied	0.00%	0
Total		5

Counseling Survey (Non Residential Services)

Q12 Overall, how satisfied are you with the services provided?

Answered: 5 Skipped: 0

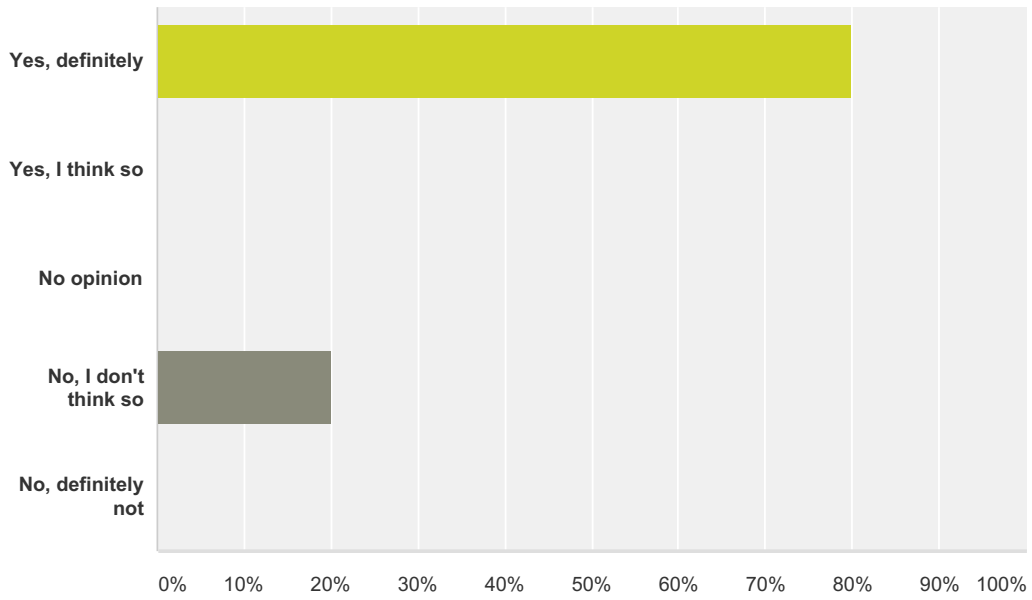


Answer Choices	Responses
Very Satisfied	80.00% 4
Satisfied	0.00% 0
No Opinion	0.00% 0
Dissatisfied	0.00% 0
Very Dissatisfied	20.00% 1
Total	5

Counseling Survey (Non Residential Services)

Q13 Will you recommend the program to others?

Answered: 5 Skipped: 0



Answer Choices	Responses	
Yes, definitely	80.00%	4
Yes, I think so	0.00%	0
No opinion	0.00%	0
No, I don't think so	20.00%	1
No, definitely not	0.00%	0
Total		5